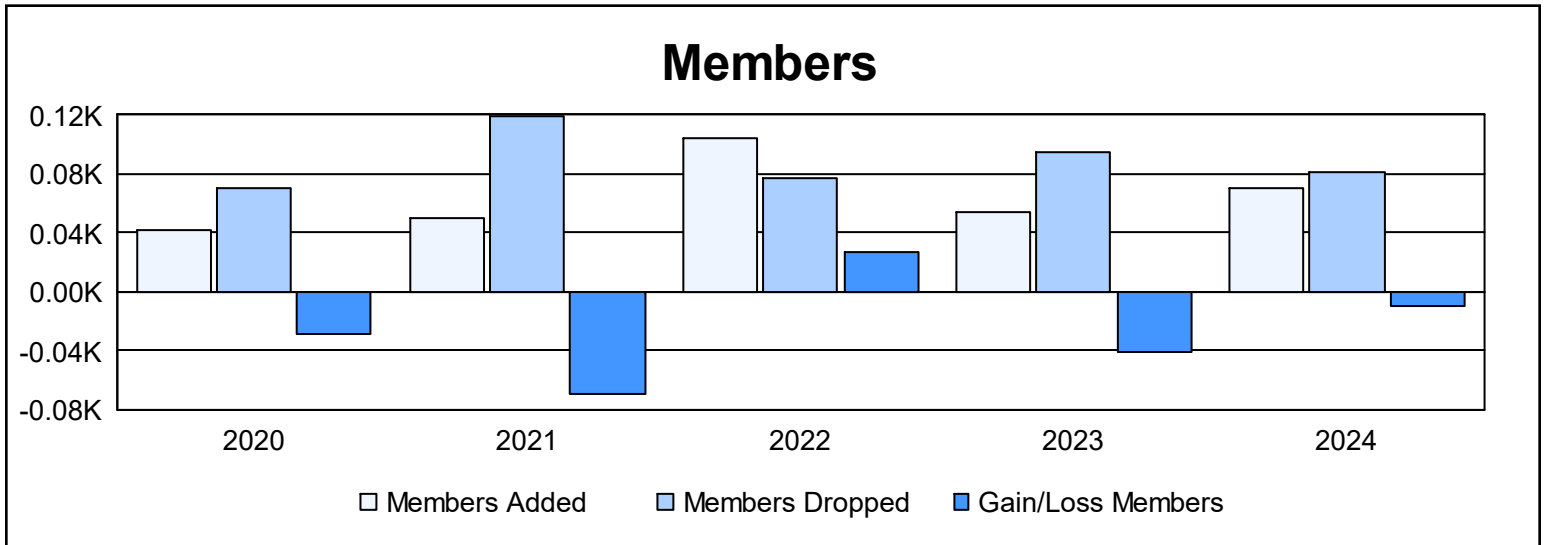
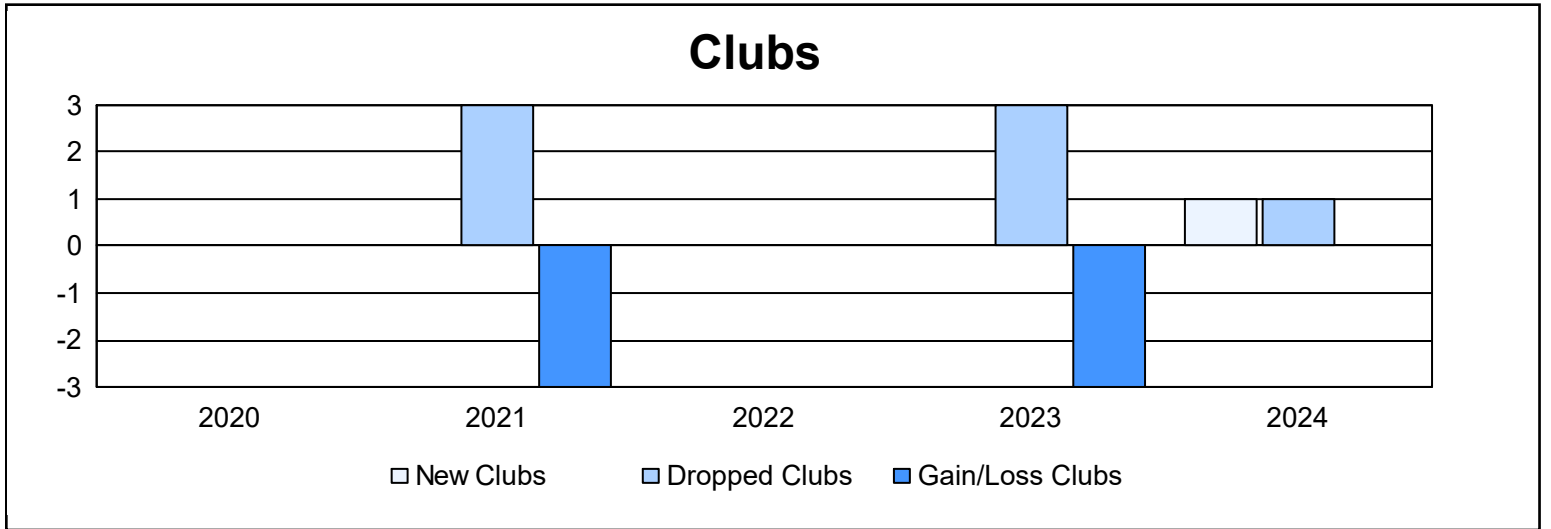
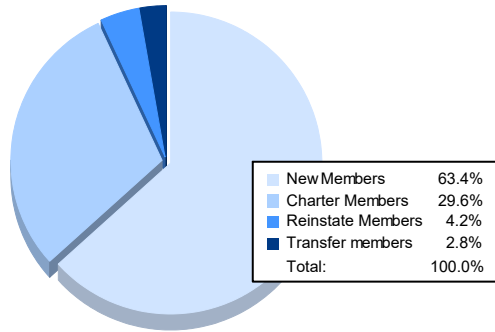


Year	New Clubs	Dropped Clubs	Gain/ Loss Clubs	New Members	Charter Members	Reinstate Members	Transfer Members	Total Member Added	Total Members Dropped	Gain/ Loss Members
2019-2020	0	0	0	37	0	4	1	42	70	-28
2020-2021	0	3	-3	25	0	25	0	50	119	-69
2021-2022	0	0	0	49	2	52	1	104	77	27
2022-2023	0	3	-3	47	0	1	6	54	95	-41
2023-2024	1	1	0	45	21	3	2	71	81	-10
<b>Average</b>	<b>0</b>	<b>1</b>	<b>-1</b>	<b>41</b>	<b>5</b>	<b>17</b>	<b>2</b>	<b>64</b>	<b>88</b>	<b>-24</b>



### Membership Composition June 2024 Cumulative



### Gender Composition June 2024 Cumulative

